



## THE STABILITY ANALYSIS OF INTERNAL OVERBURDEN DUMP REINFORCED WITH GEOSYNTHETIC IN OPEN PIT MINE “KOSOVA”

Sabit Klinaku<sup>1</sup>, Sefedin Kastrati<sup>1</sup>, Beqir Mehmeti<sup>1</sup> and Gazmend Gashi<sup>2</sup>

<sup>1</sup>Faculty of Geosciences and Technology, University of Pristina, Pristina, Kosovo

<sup>2</sup>Technical Height School, Klina, Kosovo

E-Mail: [sklinaku@hotmail.com](mailto:sklinaku@hotmail.com)

### ABSTRACT

This paper discusses the slope stability analysis of internal overburden dump called “East Dump” in open pit coal mine “Kosova”. In this dump continually occurrence slide of the materials that have been dumped (yellow and grey clay). For solution of the dump stability problem, firstly current situation of the dump is analyzed, then dump design and in the end dump design - slope reinforced with geosynthetic/geogrid. The primary aim of design of internal overburden dump is to provide effective stable working conditions for tow stackers. The slope stability and factory of safety was analyzed in selected location along the slope by using limit equilibrium method, such is Bishop’s method. The analysis has been done using Mohr-Coulomb model by using GGU-STABILITY software. Finally, an economical, sustainable and stable dump angle and height was analyzed for a safe dumping.

**Keywords:** dump stability, factory of safety, bishop’s method, geosynthetic.

### INTRODUCTION

Lignite as the energy capital resource of Kosovo participates with 97% in the total electricity production. According to a draft government strategy estimated coal resources throughout Kosovo reach about 12.5 billion tons, of which 8.6 billion tons in economic terms are considered profitable for exploitation, and according to a World Bank report of 2005, coal reserves estimated 15 billion tons. So Kosovo calculated the fifth country in the world in terms of coal reserves.

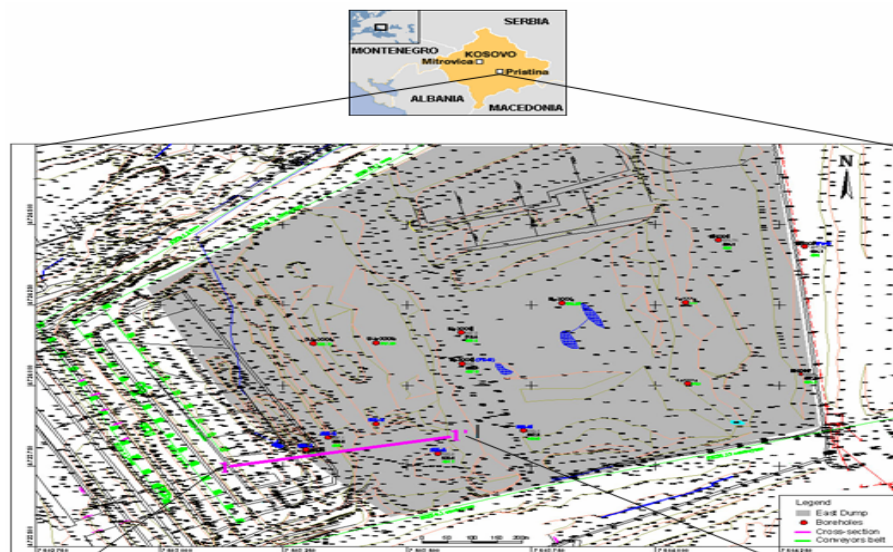
Open pit coal mines in Central Kosovo are the main source of electricity, with an annual production of about 7-9 million tons of lignite coal.

Power requirements are much higher, but the condition of coal mine, power plants, electrical grid, mechanization makes this impossible.

Various deposit of lignite in Kosovo is very suitable conditions for exploitation. Overburden-coal ratio approximately 1.5:1.

The removal of overburden is the first step in a coal winning operation, so as to expose underlying coal for excavation. The overburden material being a non-marketable product, it is removed and dumped safely and economically [1].

Overburden dumps can be external dumps created at a site away from the coal bearing area or it can be internal-dumps created by in-pit dumping concurrent to the creation of voids by extraction of coal.



**Figure-1.** Location map of the internal “East Dump” and boreholes for the geotechnical investigations.



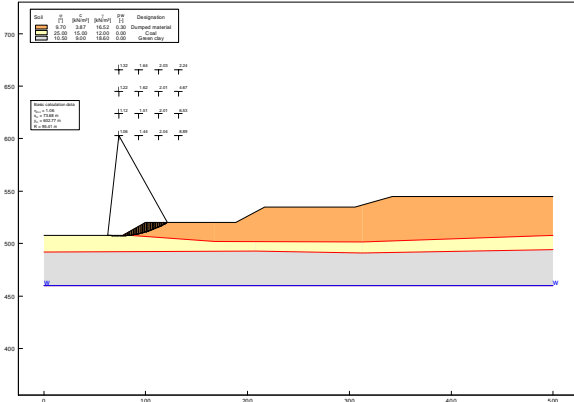


Figure-5. A typical stability analysis results for dump design considerations FS = 1.06.

Table-1. Results of slope stability analysis.

Pore pressure coefficient $r_u$ (kN/m <sup>2</sup> )	FS for current dump condition	FS for dump design considerations
0.00	1.03	1.25
0.10	1.00	1.18
0.20	0.89	1.12
0.30	0.79	1.06

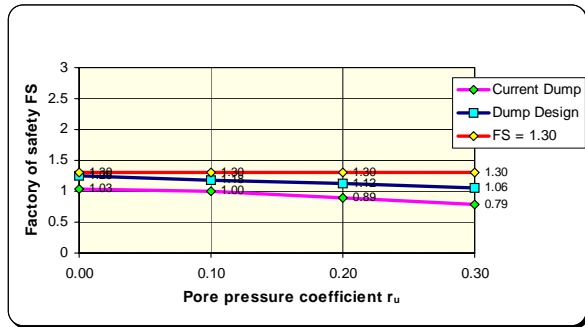


Figure-6. Graphical presentation of FS in relation to  $r_u$ .

For mining environments a factor of safety of 1.30 is considered to be sufficient.

**GEOSYNTHETICS**

Geosynthetics are the generally polymeric products used to solve civil engineering problems. Most geosynthetics are fabrics or sheets of various sizes, strengths, and textures. They are generally made of plastics such as polypropylene, polyethylene, and polyester [2]. Geosynthetics can be divided into four main categories: geotextiles, geogrids, geomembranes and geocomposites. It is convenient to identify the primary function of a geosynthetic as being one of: separation, filtration, drainage, reinforcement, fluid containment, etc.

**Slope reinforcement design using geogrids**

Geogrid reinforced slopes can be an economical alternative to conventional slope design.

Soil reinforcement using high tensile strength inclusions can increase the shear resistance of a soil mass. This strengthening permits construction of soil structures at slope angles greater than the soil's angle of repose and/or greater than would be possible without the reinforcement (Bonaparte *et al.*, 1987).



Figure-7. Geogrids.

Geogrids are placed in layers during construction to intercept and stabilize potential slip surface. Geogrid soil reinforcement impart tensile strengths to the soil, thereby increasing the slopes overall factor of safety against sliding or rotation (Figure-8).

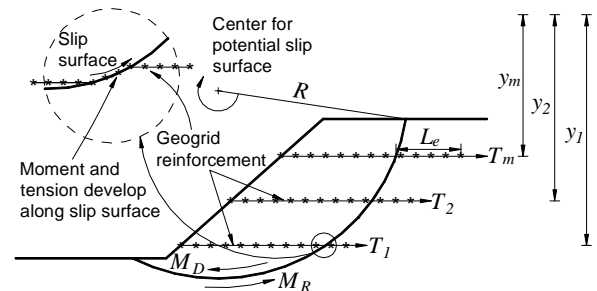


Figure-8. Geogrid reinforcement of soil.

$$FS = \frac{\sum \text{Resisting moment}}{\text{Driving moment}} = \frac{M_R}{M_D} \tag{3}$$

The factory of safety for a reinforced slope is expressed as:

$$FS = \frac{M_R + \sum_{i=1}^m T_i \cdot y_i}{M_D} \tag{4}$$

where

